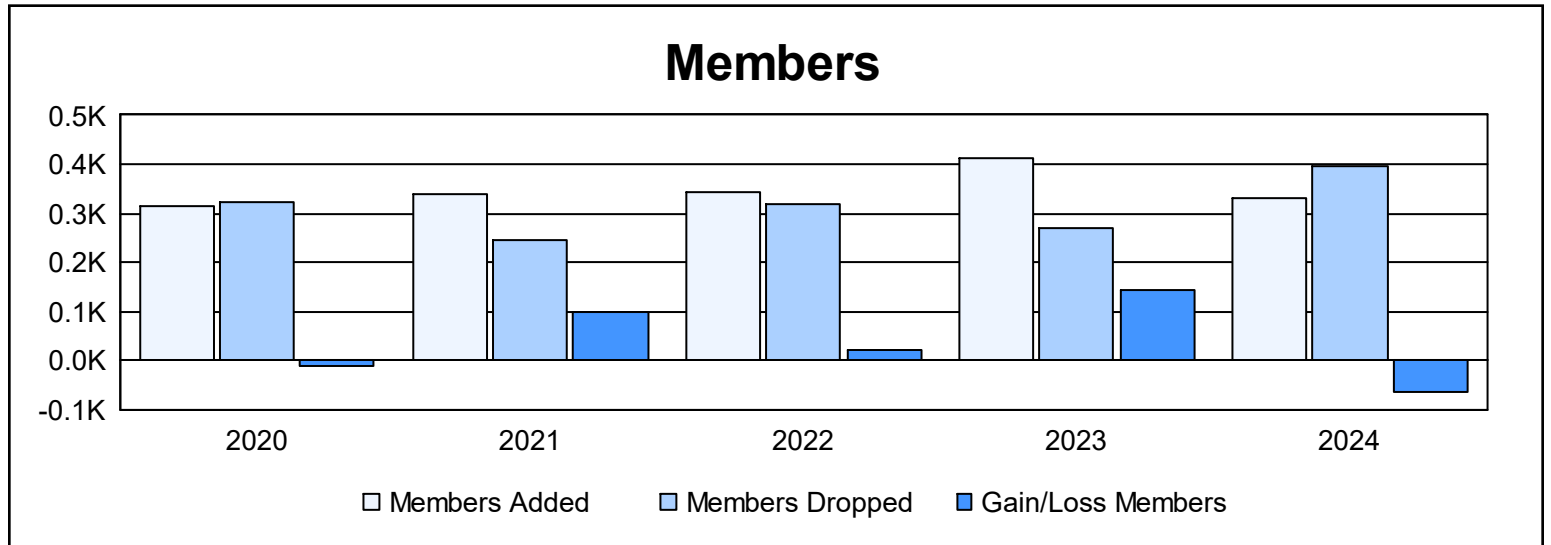
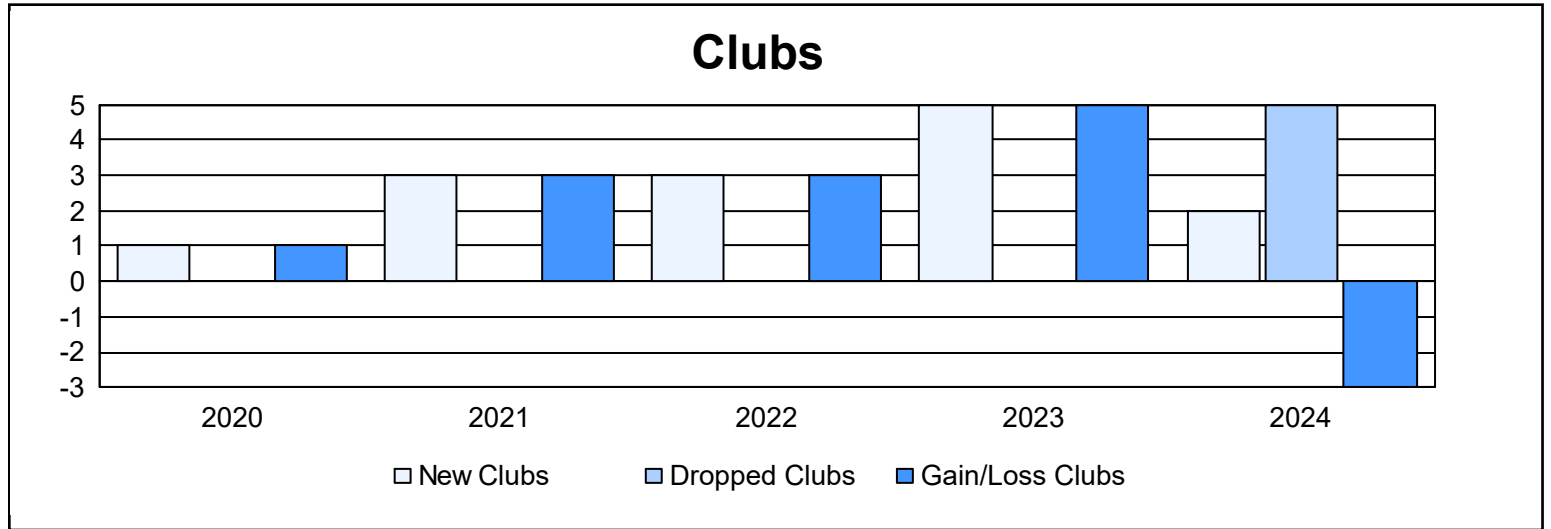
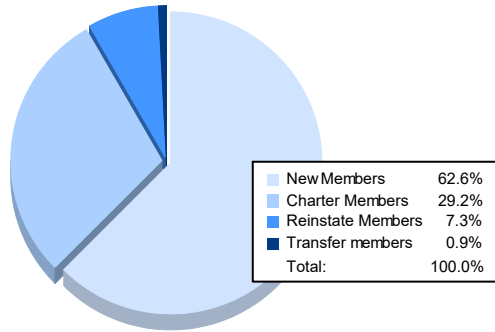


Year	New Clubs	Dropped Clubs	Gain/ Loss Clubs	New Members	Charter Members	Reinstate Members	Transfer Members	Total Member Added	Total Members Dropped	Gain/ Loss Members
2019-2020	1	0	1	243	48	17	5	313	323	-10
2020-2021	3	0	3	241	79	6	15	341	244	97
2021-2022	3	0	3	199	109	33	2	343	320	23
2022-2023	5	0	5	278	114	8	13	413	270	143
2023-2024	2	5	-3	206	96	24	3	329	394	-65
<b>Average</b>	<b>3</b>	<b>1</b>	<b>2</b>	<b>233</b>	<b>89</b>	<b>18</b>	<b>8</b>	<b>348</b>	<b>310</b>	<b>38</b>



### Membership Composition June 2024 Cumulative



### Gender Composition June 2024 Cumulative

